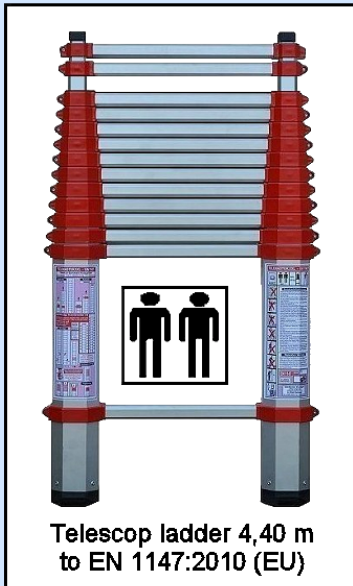


Telescop ladder "TELEMASTER.4400 (EU)" to EN 1147:2010 for fire department and rescue services



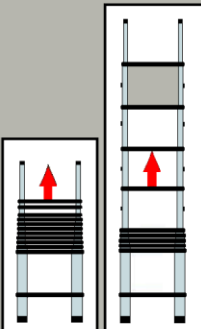
Typ	Lean ladder
Ladder length	4 400 mm
Hight of work	ca. 5 500 mm
Partial hights	arbitrary
Transportation length	900 mm
Number of rungs (without wrapping)	14
Rung distance	300 mm
Rung load (maximal 2 persons)	250 kg
Breadth	510 mm
Depth	110 mm
Ligth inside dimension	300 mm
Lean angle	65 - 75 °
Weigth	17,8 kg
Hight of safety position	1300 mm
Safety distance rungs	40 mm

Telescopic lean ladder with rungs and safety system

4,40 m	○	TeleMaster.4400 - EN 1147	18 kg
3,50 m	○	TeleMaster.3500 - EN 1147	15 kg

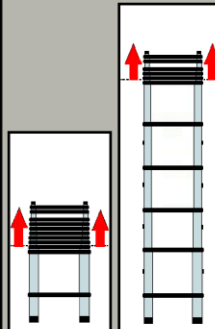
Full height

You put a foot when opening the ladder on the undermost rung and you raise the rungs step for step of above.

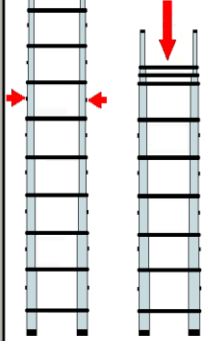


Partial height

You put a foot when opening the ladder on the undermost rung and you raise this one coinciding rungs step for step of below.

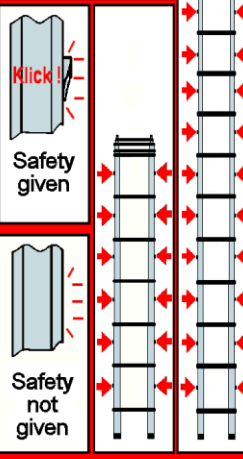


Push a button in the middle. On the other side as well. The upper part of the ladder is going to raise something.



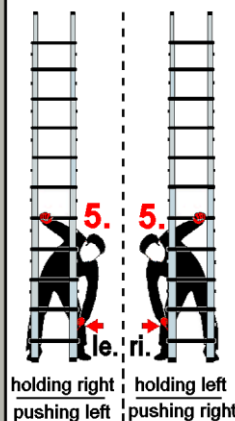
Control !!!

All buttons must considerably audibly and visibly clicking in at the outside of the ladder. The ladder is function safe only in such a way and you can climb safely.

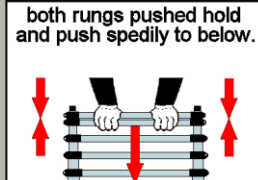
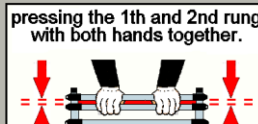
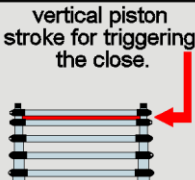
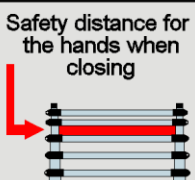
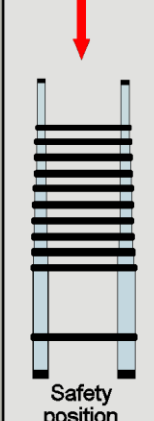


Fastenings of the ladder

Keeping the ladder at the 5th rung respectively and after each other this one both undermost buttons on the left and on the right with the thumb pressing in.



The ladder is gliding in the safety distance now and protect your hands or fingers from possible injuries.



Telescop ladder TELEMMASTER - EN 1147



Use notes

Bevor use the ladder

- Only use the ladder when you are able to it physically.
- This also includes the taking of critical medicine, alcohol or drugs.
- At the transportation of the ladder in the moved condition on a car the ladder has to be fastened for certain.
- After the purchase and bevor every use the ladder has to be checked on the condition and on a sure function.
- A regular check is required for the comercial use.
- Make sure that the ladder is suitable also for the scheduled use purpose.
- Don't take advantage of any damaged or faulty ladder.
- All possible pollutions at the ladder like dust, color, adhesive, dirt, oil and a different one have to be removed before a use.
- A risk eximination should be carried out at the use of the ladder for intended use. This includes particularly all electrical overhead cables or other free lying electrical operating supplies.

Building the ladder

- The ladder has to built the right angle only on the solid, horizontal ground.
- For the guarantee for the stability additional measures are recommended.
- The area for laying out must be solid and flat.
- The ladder may be never built from above.
- The ladder has to be put only on the feet.
- Building the ladder is on the risk of a collosion with passers-by, vehicles, windows, doors and other of respecting.
- The ladder may not be put only slippery areas.
- If necessary, a slipping has to be prevented by additional measures.

Use of the ladder

- Is not for the way staircases of the ladder in the heigh witout carrying out suitable measures for the safety of the stability.
- The ladder should be used for easy work of short duration. Appropriately nessesary breaks have to be kept.
- For unavoidable work under electrical tension nonconducting ladders have to be used.
- Not taking advantage of the ladder in the open at weather conditions.
- Children mustn't play on the ladder.
- Doors and windows in the field of work have to be locked if possible.
- The ladder may be used by authorized, introduced persons.
- For work on the ladder tough shoes must be worn.
- Objects with are transport on the ladder mustn't be too hard and light to handle. The maximal load of the ladder may not be exceeded.
- Adheering to the ladder when climbing and when getting of well.
- Holding tight or additional measures starting when work on the ladder always with a hand.

Repair / Maintenance

- Strange interventions in the mechanism of the ladder, changes or repairs of one's own aren't allowed.
- A service of the manufacturer is for it at your disponal, if a malfunction should appear anyway.
- The ladder should always be kept clean. The necessary functioning of the gliding areas and the buttons can be maintained by some oil.



EN 1147:2010

2 years guarantee

TeleMaster Montagen
Jörg Langosch
Umgehungsstr. 78 b
D - 99441 Mellingen